

Ford

TOURNEO CUSTOM



Models Zetec

Key exterior features

- 16" alloy wheels with locking wheel nuts
- Projector-style headlights with static cornering fog lights, LED daytime running lights and courtesy delay
- Front fog lights
- Electrically-operated and heated door mirrors with body colour housings, blind spot eliminator and integrated side indicator
- Remote control central locking with two key fobs
- Front and rear parking distance sensors
- Flip-open second row windows
- Privacy glass on rear windows
- Washer fluid low-level sensor

Key interior features

- SYNC audio system with FordPass Connect, radio with DAB/AM/FM with Bluetooth®, Voice Control, AppLink, audible text messaging and privacy mode, 8" touchscreen display, integrated control panel, USB connectivity port with iPod® functionality, remote audio controls and ten speakers (ICE Pack 23)
- Versatile Conference Seating with second row individual seating, which can rotate, and third row 2+1 seats. All seats can fold, tumble, stow or be removed
- Front air conditioning with pollen filter
- Leather-trimmed steering wheel
- Cruise control with Adjustable Speed Limiter
- Carpet floor covering in passenger and luggage compartment
- Lockable glovebox
- Electrically-operated front windows with one-shot up/down on driver's side
- Rear courtesy lights with theatre-style dimming
- Driver's airbag, front passenger's airbag®, front seat side thorax airbags and side curtain airbags
- Automatic headlights



- Rain-sensing wipers
- Quickclear heated windscreen
- Manual rear seat recliner

Option pack available: Premium Visibility Pack

- Lane-Keeping Alert with Driver Alert
- Rear-view camera with Trailer Hitch Assist
- Auto High Beam

Engines

- 2.0L TDCi Ford EcoBlue 105 PS (77 kW)
- 2.0L TDCi Ford EcoBlue Hybrid 105 PS (77 kW)
- 2.0L TDCi Ford EcoBlue 130 PS (96 kW)
- 2.0L TDCi Ford EcoBlue Hybrid 130 PS (96 kW)



Radio/DAB with Ford SYNC
(Standard)



Integrated roof rack
(Option on Bus only)

***Note:** A rear-facing child seat should never be placed in the front passenger seat when the Ford vehicle is equipped with an operational front passenger's airbag. The safest place for children is properly restrained on the second row seats.
Note: The Bluetooth® word mark and logos are owned by the Bluetooth SIG, Inc. and any use of such marks by Ford Motor Company Limited and its associated companies is under licence. Other trademarks and trade names are those of their respective owners.



Model shown is a Tourneo Custom Titanium L1 in Chrome Blue premium body colour with Bi-Xenon headlights (option).

Models Titanium

Key exterior features, in addition to Zetec

- 17" 10-spoke silver alloy wheels with locking wheel nuts and wheel arch extensions
- Body colour bodyside moulding
- Perimeter alarm
- Electrically-operated, heated and power-foldable auto-fold door mirrors with body colour housings, blind spot eliminator and integrated side indicator
- Rear mud flaps

Key interior features, in addition to Zetec

- SYNC audio system with FordPass Connect, radio with DAB/AM/FM with Bluetooth®, Voice Control, AppLink, audible text messaging and privacy mode, 8" touchscreen display, integrated control panel, USB connectivity port with iPod® functionality, remote audio controls and ten speakers (ICE Pack 23)
- Highly Versatile Conference Seating with second and third row individual seats
- Rear compartment air conditioning
- Integrated sunblinds on second row windows, plus third row windows on L2 models
- Illuminated vanity mirrors in sun visors

Option pack available:

Visibility Pack – Premium

- Lane-Keeping Alert with Driver Alert
- Rear-view camera with Trailer Hitch Assist
- Auto High Beam

Engines

- 2.0L TDCi Ford EcoBlue 130 PS (96 kW)
- 2.0L TDCi Ford EcoBlue Hybrid 130 PS (96 kW)
- 2.0L TDCi Ford EcoBlue 185 PS (136 kW)
- 2.0L TDCi Ford EcoBlue Hybrid 185 PS (136 kW)
- 1.0L Plug-in Hybrid 126 PS (92 kW)



Leather seat trim
(Option)



Power-operated and heated driver's seat
(Option)

*Ford Emergency Assistance is an innovative SYNC feature that uses a Bluetooth®-paired and connected mobile phone to help vehicle occupants initiate a call to the local Communications Centre, following a vehicle crash event involving an airbag deployment or fuel pump shut off. The feature operates in more than 40 European countries and regions.

Note The Bluetooth® word mark and logos are owned by the Bluetooth SIG, Inc. and any use of such marks by Ford Motor Company Limited and its associated companies is under licence. Other trademarks and trade names are those of their respective owners.

Note Plug-in Hybrid is fitted with 16" 10 spoke alloy wheels. Plug-in Hybrid features vary slightly, please refer to the specification section for details.



Models Titanium X

Key exterior features in addition to Titanium

- 17" 10-spoke dark tarnish alloy wheels with locking wheel nuts and wheel arch extensions
- Rear-view camera
- Bi-Xenon headlights, including LED daytime running lights and static cornering lights

Key interior features in addition to Titanium

- Leather trim (Salerno Leather in Palazzo, or Dark Palazzo)
- 10-way power-adjustable and heated driver's seat with lumbar support
- Adaptive Cruise Control



Options available:

- Enhanced Active Park Assist (includes Side Park Assist)
- Blind Spot Information with Trailer Tow and Cross Traffic Alert

Engines

2.0L Ford EcoBlue 185 PS (136 kW)/415 Nm
 2.0L Ford EcoBlue Hybrid 185 PS (136 kW)/415 Nm



Bi-xenon headlights
(Standard)



Salerno Leather trim
(Standard)

*Ford Emergency Assistance is an innovative SYNC feature that uses a Bluetooth®-paired and connected mobile phone to help vehicle occupants initiate a call to the local Communications Centre, following a vehicle crash event involving an airbag deployment or fuel pump shut off. The feature operates in more than 40 European countries and regions.

Note The Bluetooth® word mark and logos are owned by the Bluetooth SIG, Inc. and any use of such marks by Ford Motor Company Limited and its associated companies is under licence. Other trademarks and trade names are those of their respective owners.



Models Active

Key exterior features in addition to Titanium

- 17" 5-spoke, machined alloy wheels with locking wheel nuts
- Colour-keyed front grille with Satin Nickel insert
- Body colour front bumper with lower accent in Magnetic Grey
- Plastic painted two-tone rear bumper in Magnetic Grey
- Extended length running boards
- Silver roof rack
- Agate Black painted mirror caps
- Active side decals in Magnetic Gloss

Key interior features in addition to Titanium

- 10-way power-adjustable and heated driver's seat with lumbar support and cushioned tilt
- Partial leather seat trim (Casual with Glacier in Nordic Blue/Salerno Leather in Ebony)
- Blue Metallic deco spear on instrument panel



Engines

- 2.0L TDCi Ford EcoBlue 130 PS (96 kW)
- 2.0L TDCi Ford EcoBlue 185 PS (136 kW)
- 2.0L TDCi Ford EcoBlue Hybrid 185 PS (136 kW)



Colour-keyed Active grille with Satin Nickel insert (Standard)



17" 5-spoke machined alloy wheels (Standard)



Models Sport

Key exterior features, in addition to Titanium

- Sport styling kit – includes lower front bumper skirt with unique fog light bezel, body colour side skirts, rear bumper skirt, sports style bonnet and tailgate stripes, side stripes with Tourneo branding, and front and rear wheel arch extensions
- Unique 17" 5x2-spoke bright machined black alloy wheels with locking wheel nuts
- Sports suspension
- Five-bar front grille with gloss black painted vanes

Key interior features, in addition to Titanium

- Lane Departure Warning
- Partial leather seat trim
- 10-way power-adjustable and heated seats



Model shown is a Tourneo Custom Sport L1 in Frozen White solid body colour and Bi-Xenon headlights (option).

Engines

185 PS (136 kW)/415 Nm



Sport stripes and grille (Standard)

Frozen White, Agate Black, Magnetic, Diffused Silver and Moondust Silver body colours get black stripes with orange accents (as above). Race Red, Dark Carmine Red, Chrome Blue, Blazer Blue, and Orange Glow body colours get black stripes with silver accents.



17" 5x2-spoke bright machined black alloy wheels (Standard)

TOURNEO





Ford Programmable Battery Guard

This patented battery guard system ensures you'll never be stranded with a flat battery. Set a time for battery use without the engine running, create profiles for battery use (heavy or light use, with and without additional batteries) and protect your battery from starter motor overload. This highly functional unit is packed with features. (Option)

Twin high-performance AGM batteries

Available for higher electrical loads, providing improved reliability when deep-cycling. (Option)





Dimensions (mm)

	8/9-seat Tourneo Custom	
	L1	L2
Overall length	4973	5340
Overall width (with/without mirrors)	2272/1986	2272/1986
Overall height*	1959-1979	1954-1977
Side door entry width	930	930
Luggage space between wheel arches	1351	1351
Luggage space width	1752	1752
Luggage space floor to roof	1294	1294
Luggage space length (at base of third row seats)	650	1017
Luggage capacity (litres)		
Luggage capacity (behind third row of seats) (excludes Shuttle Bus)	1200	1900
Turning circle (m)		
16" wheels, kerb to kerb/wall to wall	11.6/12.2	12.8/13.4
17" wheels, kerb to kerb/wall to wall	11.8/12.3	13.0/13.5


L1 = Short wheelbase, L2 = Long wheelbase. All dimensions (shown in mm) are subject to manufacturing tolerances and refer to minimum specification models and do not include additional equipment. These illustrations are for guidance only. *Height dimensions show the range from minimum to maximum of a fully laden, lowest payload vehicle to unladen highest payload vehicle.


Tourneo Custom L1

2.1 cu.m*  Rear seats folded

1.2 cu.m*  All seats upright

Tourneo Custom L2

2.8 cu.m*  Rear seats folded

1.9 cu.m*  All seats upright

Special Vehicle Options

	SVO Code	Shuttle Bus	Zetec	Titanium	Active	Titanium X	Sport
Body							
Electrical							
Engine RPM Speed Control (1300-3000)	A003	<input type="checkbox"/>	<input type="checkbox"/>	<input type="checkbox"/>	<input type="checkbox"/>	<input type="checkbox"/>	<input type="checkbox"/>
Auxiliary fuse panel	A526	<input type="checkbox"/>	<input type="checkbox"/>	<input type="checkbox"/>	<input type="checkbox"/>	<input type="checkbox"/>	<input type="checkbox"/>
Beacon Preparation Pack – Switch and wiring front and rear (includes Auxiliary fuse panel A526 and Mini Overhead Console Single DIN) (Not to be ordered with Smart Digital Tachograph A100)	A606	<input type="checkbox"/>	<input type="checkbox"/>	<input type="checkbox"/>	<input type="checkbox"/>	<input type="checkbox"/>	<input type="checkbox"/>
Trailer tow electrics – Trailer tow electrics (connector and wiring) without the tow bar (Not to be ordered with RPO trailer tow attachment (CHJ/NFJ))	A055	<input type="checkbox"/>	<input type="checkbox"/>	<input type="checkbox"/>	<input type="checkbox"/>	<input type="checkbox"/>	<input type="checkbox"/>
The Ford Programmable Battery Guard – Patented 10-mode programmable battery guard system capable of protecting Ford and 3rd party battery (not available with 230 V power converter)	A540	<input type="checkbox"/>	<input type="checkbox"/>	<input type="checkbox"/>	<input type="checkbox"/>	<input type="checkbox"/>	<input type="checkbox"/>
DPF Manual Regeneration Initiation	A660	<input type="checkbox"/>	<input type="checkbox"/>	<input type="checkbox"/>	<input type="checkbox"/>	<input type="checkbox"/>	<input type="checkbox"/>
Smart Digital Tacho	A100	<input type="checkbox"/>	<input type="checkbox"/>	<input type="checkbox"/>	<input type="checkbox"/>	<input type="checkbox"/>	<input type="checkbox"/>
Taxi Rear Seat Pack 1	EX			<input type="checkbox"/>	<input type="checkbox"/>		

1,959-1,979 mm/1,954-1,977 mm (L1/L2)



2,272 mm/1,986 mm (with/without mirrors)

4,973 mm/5,340 mm (L1/L2)

*SAE Method.

Fuel economy and CO₂ emissions

Engine	2.0L Ford EcoBlue 105 PS (77 kW)	2.0L Ford EcoBlue 130 PS (96 kW)	2.0L Ford EcoBlue 130 PS (96 kW)	2.0L Ford EcoBlue 130 PS (96 kW)	2.0L Ford EcoBlue 185 PS (136 kW)	2.0L Ford EcoBlue 185 PS (136 kW)	2.0L Ford EcoBlue 185 PS (136 kW)	1.0L Ford EcoBoost 126 PS
Transmission	6-speed manual	6-speed manual	6-speed manual	6-speed automatic	6-speed manual	6-speed manual	6-speed automatic	1 Speed Automatic
Available on	Shuttle Bus, Zetec	Zetec, Titanium	Zetec, Titanium	Shuttle Bus, Zetec, Titanium	Titanium, Titanium X, Sport	Titanium X	Titanium, Titanium X, Sport	Titanium
Euro Stage	Stage 6.2 + DPF	Stage 6.2 + DPF	HEV + DPF	Stage 6.2 + DPF	Stage 6.2 + DPF	HEV + DPF	Stage 6.2 + DPF	Stage 6.2
Maximum Power PS (kW)	105 PS (77 kW)	130 PS (96 kW)	130 PS (96 kW)	130 PS (96 kW)	185 PS (136 kW)	185 PS (136 kW)	185 PS (136 kW)	126 PS (92 kW)
Torque Nm	310	360	360	360	415	415	415	455
CO ₂ emissions (WLTP) ⁰⁰	191-199	198-206	191-200	213-221	204-206	198	219-222	75

Engine	2.0L Ford EcoBlue 105 PS (77 kW)	2.0L Ford EcoBlue 130 PS (96 kW)	2.0L Ford EcoBlue 130 PS (96 kW)	2.0L Ford EcoBlue 130 PS (96 kW)	2.0L Ford EcoBlue 185 PS (136 kW)	2.0L Ford EcoBlue 185 PS (136 kW)	2.0L Ford EcoBlue 185 PS (136 kW)	1.0L Ford EcoBoost 126 PS
Combined Fuel Consumption⁰⁰ (WLTP figures with no options)								
Lowest Performing MPG (L/100km) Overall	37.2 (7.6)	36.2 (7.8)	37.2 (7.6)	33.6 (8.4)	36.2 (7.8)	37.2 (7.6)	33.7 (8.4)	–
Highest Performing MPG (L/100km) Overall	38.7 (7.3)	37.7 (7.5)	38.7 (7.3)	34.9 (8.1)	36.2 (7.8)	37.2 (7.6)	33.7 (8.4)	–
UF weighted CO ₂ mass emission Overall [g/km]	–	–	–	–	–	–	–	75
UF weighted Fuel Consumption Overall [L/100km]	–	–	–	–	–	–	–	3.3
Equivalent All-Electric Range Overall [km]	–	–	–	–	–	–	–	42.8

⁰⁰The declared Fuel/Energy Consumptions, CO₂-Emissions and Electric range are determined according to the technical requirements and specifications of the European Regulations (EC) 715/2007 and (EU) 2017/1151 as last amended. Light Duty Vehicles type-approved using the World Harmonised Light Vehicle Test Procedure (WLTP) have Fuel/Energy Consumptions and CO₂-Emission information for both New European Drive Cycle (NEDC) and WLTP. WLTP is a new, more realistic test procedure for measuring fuel consumption and CO₂ emissions and will fully replace the NEDC latest by end of the year 2020. The applied standard test procedure enables comparison between different vehicle types and different manufacturers. In addition to the fuel efficiency of a car, driving behaviour as well as other non-technical factors play a role in determining a car's fuel/energy consumption, CO₂ emissions and electric range. CO₂ is the main greenhouse gas responsible for global warming. A guide on fuel economy and CO₂ emissions which contain data for all new passenger car models is available at any point of sale free of charge or can be downloaded under <http://carfueldata.dft.gov.uk>.



WWW

Full features and specifications (not located in the printed brochure)
To review the full features and specifications, download the digital brochure or view the interactive brochure. These can be downloaded from: www.ford.co.uk or scan the code.

Weights and loads

	Max gross payload (excluding driver/passenger) (kg) ⁹⁰	Gross vehicle mass (kg)	Min kerb mass (excluding driver/passenger) (kg) [*]	Front axle plated mass (kg)	Rear axle plated mass (kg)	Axle ratio ⁹	Max. GTM (kg)	Max trailer mass range (kg) (a)	
								Braked	Unbraked
Tourneo Custom L1									
2.0 TDCi Ford EcoBlue 105 PS (77 kW)	864	3190	2326	1625	1640	4.43	5040	2000	750
2.0 TDCi Ford EcoBlue 105 PS (77 kW) mHEV	837	3190	2353	1625	1640	4.43	5040	1950	750
2.0 TDCi Ford EcoBlue 130 PS (96 kW)	799-864	3190	2326-2390	1625	1640	4.43	5190	2150	750
2.0 TDCi Ford EcoBlue 185 PS (136 kW)	788-799	3190	2390-2401	1625	1640	4.43	5190	2100-2150	750
2.0 TDCi Ford EcoBlue 130 PS (96 kW) automatic transmission	801-866	3240	2374-2438	1675	1640	3.39	4240	1150	750
2.0 TDCi Ford EcoBlue 185 PS (136 kW) automatic transmission	790-801	3240	2438-2449	1675	1640	3.39	4240	1100-1150	750
2.0 TDCi Ford EcoBlue Hybrid 130 PS (96 kW) mHEV	772-837	3190	2353-2417	1675	1640	4.43	5190	2100	750
2.0 TDCi Ford EcoBlue 185 PS (136 kW) Sport Manual	847	3190	2342	1625	1640	4.43	5240	2150	750
2.0 TDCi Ford EcoBlue 185 PS (136 kW) Sport Auto	854	3240	2385	1675	1640	3.39	4140	1000	750
2.0 TDCi Ford EcoBlue Hybrid 185 PS (136 kW) mHEV	769	3190	2421	1675	1640	4.43	5190	2100	750
1.0 Plug-in Hybrid 126 PS (92 kW) – 1-speed automatic	630	3240	2609	1750	1640	–	–	–	–

Weights and loads

	Max gross payload (excluding driver/passenger) (kg) ⁹⁰	Gross vehicle mass (kg)	Min kerb mass (excluding driver/passenger) (kg) [*]	Front axle plated mass (kg)	Rear axle plated mass (kg)	Axle ratio ⁹	Max. GTM (kg)	Max trailer mass range (kg) (a)	
								Braked	Unbraked
Tourneo Custom L2									
2.0 TDCi Ford EcoBlue 105 PS (77 kW)	817-818	3190	2372-2373	1725	1640	4.43	5040	1950	750
2.0 TDCi Ford EcoBlue Hybrid 105 PS (77 kW) mHEV	840-841	3240	2399-2400	1725	1640	4.43	5040	1900	750
2.0 TDCi Ford EcoBlue 130 PS (96 kW)	753-818	3190	2372-2436	1725	1640	4.43	5190	2100	750
2.0 TDCi Ford EcoBlue 185 PS (136 kW)	750-753	3190	2436-2440	1725	1640	4.43	5190	2100	750
2.0 TDCi Ford EcoBlue 130 PS (96 kW) automatic transmission	755-820	3240	2420-2484	1725	1640	3.39	4240	1100	750
2.0 TDCi Ford EcoBlue 185 PS (136 kW) automatic transmission	752-755	3240	2484-2488	1725	1640	3.39	4240	1100	750
2.0 TDCi Ford EcoBlue Hybrid 130 PS (96 kW) mHEV	776-841	3240	2399-2463	1725	1640	4.43	5190	2050	750
2.0 TDCi Ford EcoBlue 185 PS (136 kW) Sport Manual	806	3190	2383	1725	1640	4.43	5240	2100	750
Shuttle Bus 320 L2									
2.0 TDCi Ford EcoBlue 105 PS (77 kW)	858	3190	2331	1725	1640	4.43	4990	1850	750
2.0 TDCi Ford EcoBlue 130 PS (96 kW)	858	3190	2331	1725	1640	4.43	5190	2050	750
2.0 TDCi Ford EcoBlue 130 PS (96 kW) (with automatic transmission)	861	3240	2379	1725	1640	3.39	4240	1050	750

L1 = Short wheelbase. **L2** = Long wheelbase. ⁹The illustrated axle ratio shown is one available dependent upon model, GVM and engine combination. ⁹⁰**Gross Payload** = Gross vehicle mass, less kerb mass. **GVM** = Gross vehicle mass. The total permissible all-up weight of a rigid vehicle – i.e. with body, payload, ancillaries, fuel, oil, water, driver and crew. **Kerb mass** is affected by many factors such as bodystyles, engines and options (Different series will have different kerb masses), including 100% full fluids, 90% full fuel tank and without the driver (75 kg), crew or cargo. Payload within this guide is the difference between gross vehicle mass (GVM) and kerb mass. It must be noted that actual weight will always be subject to manufacturing tolerances which may result in payload variations between this guide and actual weight. **NB:** It is the responsibility of the vehicle operator to ensure their vehicles are legally compliant for road use. **(a)** Max braked trailer mass is dependent on chosen engine power and dependent on the additional options/equipment selected. **GTM** = Gross train mass. The total permissible all-up weight of a rigid vehicle (see GVM) together with its trailer and load.

Model availability

	320 L1	320 L2	320 Sport L1	320 Sport L2		320 L1	320 L2	320 Sport L1	320 Sport L2
Tourneo Custom					Tourneo Custom Shuttle Bus				
2.0 TDCi Ford EcoBlue 105 PS (77 kW)	☒	☒			2.0 TDCi Ford EcoBlue 105 PS (77 kW)		☒		
2.0 TDCi Ford EcoBlue Hybrid 105 PS (77 kW) mHEV	☒	☒			2.0 TDCi Ford EcoBlue 130 PS (96 kW)		☒		
2.0 TDCi Ford EcoBlue 130 PS (96 kW)	☒	☒			2.0 TDCi Ford EcoBlue 130 PS (96 kW) 6-speed automatic		☒		
2.0 TDCi Ford EcoBlue Hybrid 130 PS (96 kW) mHEV	☒	☒							
2.0 TDCi Ford EcoBlue 130 PS (96 kW) 6-speed automatic	☒	☒							
2.0 TDCi Ford EcoBlue 185 PS (136 kW)	☒	☒	☒						
2.0 TDCi Ford EcoBlue Hybrid 185 PS (136 kW) mHEV	☒	☒		☒					
2.0 TDCi Ford EcoBlue 185 PS (136 kW) 6-speed automatic	☒	☒	☒						
1.0 Plug-in Hybrid 126 PS (92 kW) – 1-speed automatic	☒								

L1 = Short wheelbase, L2 = Long wheelbase. All engines are Stage 6 unless stated. *Plug-in Hybrid Pterol engine is available from December 2019.

Available ☒

Styling and appearance

	Shuttle Bus	Zetec	Titanium	Active	Titanium X	Sport
Wheels						
Steel – 16"x6½" with full wheel covers (Fitted with 215/65 R16 BSW tyres)*	■					
Alloy – 16"x6½" 10-spoke (Fitted with 215/65 R16 BSW tyres)* (includes locking wheel nuts)	□	■				
Alloy – 17"x7" 10-spoke, Sparkle Silver finish (Fitted with 235/55 R17 BSW tyres)* (includes locking wheel nuts)			■			
Alloy – 17" x 7 5 -spoke, alloy match wheels (Fitted with 215/60 R17C 109/107T tyres)* (includes locking wheel nuts)				■		
Alloy – 17"x7" 10-spoke, Dark Tarnish finish (Fitted with 235/55 R17 BSW tyres)* (includes locking wheel nuts)					■	
Alloy – 17"x7" 5x2-spoke, Bright/Machined Black finish (Fitted with 235/55 R17 BSW tyres)* (includes locking wheel nuts)						■
Spare – Full-size steel with tool kit (standard with 16" wheels)	■	■				
Spare – Mini steel with tool kit available with 17" wheels (Free of charge option on Titanium/Active)			□	□	☒	■
Tyre inflator kit (includes less spare wheel)					■	

Styling and appearance

	Shuttle Bus	Zetec	Titanium	Active	Titanium X	Sport
Design Features						
Bodyside mouldings – Body colour			■		■	■
Front grille – 5 bar, gloss black painted fins						■
Front grille – 5 bar, chrome surround colour	■	■	■		■	
Colour keyed Active grille with Satin Nickel insert				■		
Body colour front bumper with lower accent in Magnetic grey				■		
Plastic painted two-tone rear bumper in Magnetic grey				■		
Front bumper – Body colour	■	■	■		■	■
Rear bumper – Body colour	■	■	■		■	■
Door handles – Body colour	■	■	■	■	■	■
Tailgate handle – Body colour	■	■	■	■	■	■
Sport styling kit – Body colour front lower bumper skirt, side skirts, rear bumper skirt corners and front and rear wheel arch extensions. Unique fog light bezel plus twin stripes on bonnet, rear liftgate and front lower bumper						■
Privacy glass – passenger compartment (37% luminous transmittance)	□	■	■	■	■	■
Light tinted glass – passenger compartment (78% luminous transmittance)	■	□	□	□	□	
Paint						
Paint – Solid	■	■	■	■	■	■
Paint – Premium	□	□	□	□	□	□
Paint – Exclusive	□	□	□	□	□	□

Standard ■

Option at extra cost □

Part of an option pack at extra cost ☒

*The wheel you choose will be fitted with the tyre size noted, but no choice of tyre brand is available.

Driving experience

	Shuttle Bus	Zetec	Titanium	Active	Titanium X	Sport
Driver Assistance						
Speed Limiter – 62 mph (100 km/h)	<input type="checkbox"/>	<input type="checkbox"/>	<input type="checkbox"/>	<input type="checkbox"/>	<input type="checkbox"/>	<input type="checkbox"/>
Trailer Sway Control (TSC) ¹⁾ (activated with Ford trailer tow attachments) (Only with manual transmission on Sport, not available with PHEV)	<input type="checkbox"/>	<input type="checkbox"/>	<input type="checkbox"/>	<input type="checkbox"/>	<input type="checkbox"/>	<input type="checkbox"/>
Lane-Keeping Alert ²⁾ (includes Driver Impairment Monitor ²⁾ and Auto High Beam Assist ²⁾ , mid-series instrument cluster and Quickclear heated windscreen)	<input type="checkbox"/>	<input type="checkbox"/>	<input type="checkbox"/>	<input type="checkbox"/>	<input checked="" type="checkbox"/>	<input checked="" type="checkbox"/>
Cruise control ²⁾ (includes Adjustable Speed Limiter ²⁾)	<input checked="" type="checkbox"/>	<input checked="" type="checkbox"/>	<input checked="" type="checkbox"/>	<input checked="" type="checkbox"/>	<input type="checkbox"/>	<input checked="" type="checkbox"/>
Adaptive Cruise Control (includes Pre-Collision Assist ²⁾ with Pedestrian Detection ²⁾ and Lane-Keeping Aid)	<input type="checkbox"/>	<input type="checkbox"/>	<input type="checkbox"/>	<input type="checkbox"/>	<input checked="" type="checkbox"/>	<input type="checkbox"/>
Intelligent Adaptive Cruise Control (includes Traffic Sign Recognition and Pre-Collision Assist ²⁾ and leather-trimmed steering wheel) (only available as part of ICE Pack 25)	<input type="checkbox"/>	<input type="checkbox"/>	<input type="checkbox"/>	<input type="checkbox"/>	<input type="checkbox"/>	<input type="checkbox"/>
Blind Spot Information System with Cross Traffic Alert ²⁾ (Not available with PHEV)	<input type="checkbox"/>	<input type="checkbox"/>	<input type="checkbox"/>	<input type="checkbox"/>	<input type="checkbox"/>	<input type="checkbox"/>
Parking distance sensors – Front and rear	<input checked="" type="checkbox"/>	<input checked="" type="checkbox"/>	<input checked="" type="checkbox"/>	<input checked="" type="checkbox"/>	<input checked="" type="checkbox"/>	<input checked="" type="checkbox"/>
Rear-view camera	<input type="checkbox"/>	<input type="checkbox"/>	<input type="checkbox"/>	<input type="checkbox"/>	<input checked="" type="checkbox"/>	<input checked="" type="checkbox"/>
Exterior Lighting						
Headlights – Projector-style halogen reflector lights with static cornering fog lights	<input checked="" type="checkbox"/>	<input checked="" type="checkbox"/>	<input checked="" type="checkbox"/>	<input checked="" type="checkbox"/>	<input type="checkbox"/>	<input checked="" type="checkbox"/>
Headlights – Bi-Xenon headlights with static cornering lights	<input type="checkbox"/>	<input type="checkbox"/>	<input type="checkbox"/>	<input type="checkbox"/>	<input checked="" type="checkbox"/>	<input type="checkbox"/>
Headlights – LED daytime running lights	<input checked="" type="checkbox"/>	<input checked="" type="checkbox"/>	<input checked="" type="checkbox"/>	<input checked="" type="checkbox"/>	<input checked="" type="checkbox"/>	<input checked="" type="checkbox"/>
Headlights – Automatic on/off (includes autowipers)	<input type="checkbox"/>	<input checked="" type="checkbox"/>	<input checked="" type="checkbox"/>	<input checked="" type="checkbox"/>	<input checked="" type="checkbox"/>	<input checked="" type="checkbox"/>
Headlights – Courtesy delay, 30 seconds duration	<input checked="" type="checkbox"/>	<input checked="" type="checkbox"/>	<input checked="" type="checkbox"/>	<input checked="" type="checkbox"/>	<input checked="" type="checkbox"/>	<input checked="" type="checkbox"/>
Fog lights – Front	<input checked="" type="checkbox"/>	<input checked="" type="checkbox"/>	<input checked="" type="checkbox"/>	<input checked="" type="checkbox"/>	<input checked="" type="checkbox"/>	<input checked="" type="checkbox"/>
Fog lights – Front with adaptive cornering	<input checked="" type="checkbox"/>	<input checked="" type="checkbox"/>	<input checked="" type="checkbox"/>	<input checked="" type="checkbox"/>	<input checked="" type="checkbox"/>	<input checked="" type="checkbox"/>
Suspension						
Front, independent MacPherson struts, coil springs, stabiliser bar and gas-pressurised shock absorbers. Rear, leaf springs and gas-pressurised shock absorbers	<input checked="" type="checkbox"/>	<input checked="" type="checkbox"/>	<input checked="" type="checkbox"/>	<input checked="" type="checkbox"/>	<input checked="" type="checkbox"/>	<input checked="" type="checkbox"/>
Rear air suspension (Not available with Towbar, SVO Trailer Tow Electrics or Integrated Roof Rack)	<input type="checkbox"/>	<input type="checkbox"/>	<input type="checkbox"/>	<input type="checkbox"/>	<input type="checkbox"/>	<input type="checkbox"/>
Instruments and Controls						
Tyre Pressure Monitoring System (TPMS) ¹⁾	<input checked="" type="checkbox"/>	<input checked="" type="checkbox"/>	<input checked="" type="checkbox"/>	<input checked="" type="checkbox"/>	<input checked="" type="checkbox"/>	<input checked="" type="checkbox"/>
Option Packs						
Visibility Pack Low – Quickclear heated windscreen, washer fluid sensor and electrically-operated, auto-foldable and heated mirrors	<input type="checkbox"/>	<input type="checkbox"/>	<input type="checkbox"/>	<input type="checkbox"/>	<input type="checkbox"/>	<input type="checkbox"/>
Visibility Pack Premium – Lane-Keeping Alert (including Auto High Beam Assist ²⁾ and Driver Impairment Monitor ²⁾), rear-view camera, washer fluid sensor	<input type="checkbox"/>	<input type="checkbox"/>	<input type="checkbox"/>	<input type="checkbox"/>	<input type="checkbox"/>	<input checked="" type="checkbox"/>

Performance and efficiency

	Shuttle Bus	Zetec	Titanium	Active	Titanium X	Sport
Engine						
2.0 TDCi Ford EcoBlue 105 PS (77 kW)	<input checked="" type="checkbox"/>	<input checked="" type="checkbox"/>	<input type="checkbox"/>	<input type="checkbox"/>	<input type="checkbox"/>	<input type="checkbox"/>
2.0 TDCi Ford EcoBlue 130 PS (96 kW)	<input checked="" type="checkbox"/>	<input checked="" type="checkbox"/>	<input checked="" type="checkbox"/>	<input checked="" type="checkbox"/>	<input type="checkbox"/>	<input type="checkbox"/>
2.0 TDCi Ford EcoBlue 130 PS (96 kW) – 6-speed Automatic Transmission	<input checked="" type="checkbox"/>	<input checked="" type="checkbox"/>	<input checked="" type="checkbox"/>	<input type="checkbox"/>	<input type="checkbox"/>	<input type="checkbox"/>
2.0 TDCi Ford EcoBlue 130 PS (96 kW) mHEV	<input type="checkbox"/>	<input checked="" type="checkbox"/>	<input checked="" type="checkbox"/>	<input type="checkbox"/>	<input type="checkbox"/>	<input type="checkbox"/>
2.0 TDCi Ford EcoBlue 185 PS (136 kW)	<input type="checkbox"/>	<input type="checkbox"/>	<input checked="" type="checkbox"/>	<input checked="" type="checkbox"/>	<input checked="" type="checkbox"/>	<input checked="" type="checkbox"/>
2.0L TDCi Ford EcoBlue 185 PS (136 kW) mHEV	<input type="checkbox"/>	<input type="checkbox"/>	<input type="checkbox"/>	<input type="checkbox"/>	<input checked="" type="checkbox"/>	<input type="checkbox"/>
2.0 TDCi Ford EcoBlue 185 PS (136 kW) – 6-speed Automatic Transmission	<input type="checkbox"/>	<input type="checkbox"/>	<input checked="" type="checkbox"/>	<input checked="" type="checkbox"/>	<input checked="" type="checkbox"/>	<input checked="" type="checkbox"/>
1.0 Ford EcoBoost 126 PS PHEV	<input type="checkbox"/>	<input type="checkbox"/>	<input checked="" type="checkbox"/>	<input type="checkbox"/>	<input type="checkbox"/>	<input type="checkbox"/>
Instruments and Controls						
Trip computer – Distance to empty, instant and average fuel consumption, average speed, outside temperature	<input checked="" type="checkbox"/>	<input checked="" type="checkbox"/>	<input checked="" type="checkbox"/>	<input checked="" type="checkbox"/>	<input checked="" type="checkbox"/>	<input checked="" type="checkbox"/>
Water in fuel filter with sensor	<input checked="" type="checkbox"/>	<input checked="" type="checkbox"/>	<input checked="" type="checkbox"/>	<input checked="" type="checkbox"/>	<input checked="" type="checkbox"/>	<input checked="" type="checkbox"/>
Technology						
Auto-Start-Stop system (Not available on PHEV)	<input checked="" type="checkbox"/>	<input checked="" type="checkbox"/>	<input checked="" type="checkbox"/>	<input checked="" type="checkbox"/>	<input checked="" type="checkbox"/>	<input checked="" type="checkbox"/>
Acceleration control	<input type="checkbox"/>	<input type="checkbox"/>	<input type="checkbox"/>	<input type="checkbox"/>	<input type="checkbox"/>	<input type="checkbox"/>
Coated diesel particulate filter (cDPF)	<input checked="" type="checkbox"/>	<input checked="" type="checkbox"/>	<input checked="" type="checkbox"/>	<input checked="" type="checkbox"/>	<input checked="" type="checkbox"/>	<input checked="" type="checkbox"/>
Fuel tank – 70 litres	<input checked="" type="checkbox"/>	<input checked="" type="checkbox"/>	<input checked="" type="checkbox"/>	<input checked="" type="checkbox"/>	<input checked="" type="checkbox"/>	<input checked="" type="checkbox"/>
Urea after treatment system – 21 litre	<input checked="" type="checkbox"/>	<input checked="" type="checkbox"/>	<input checked="" type="checkbox"/>	<input checked="" type="checkbox"/>	<input checked="" type="checkbox"/>	<input checked="" type="checkbox"/>
Power-assisted steering (PAS)	<input checked="" type="checkbox"/>	<input checked="" type="checkbox"/>	<input checked="" type="checkbox"/>	<input checked="" type="checkbox"/>	<input checked="" type="checkbox"/>	<input checked="" type="checkbox"/>
Gear Shift Indicator Light	<input checked="" type="checkbox"/>	<input checked="" type="checkbox"/>	<input checked="" type="checkbox"/>	<input checked="" type="checkbox"/>	<input checked="" type="checkbox"/>	<input checked="" type="checkbox"/>

Standard

Option at extra cost

Part of an option pack at extra cost

*For details of the configurations available, please consult your Ford Dealer. **Please note:** Configurable locking must be defined at the time of order, it cannot be ordered as a Dealer-fitted option or accessory. ¹⁾Safety feature, ²⁾Driver Assistance feature.

Comfort and convenience

	Shuttle Bus	Zetec	Titanium	Active	Titanium X	Sport
Interior convenience						
Bottle holder – Twin, 2-litre bottle capacity, facia-mounted with roller cover	■	■	■	■	■	■
Glovebox – With lid and A4 file storage capability	■					
Glovebox – Lockable		■	■	■	■	■
Smokers' Pack – Cigar lighter and ash cup	□	□	□	□	□	□
Storage – Front door map pockets	■	■	■	■	■	■
Storage – Storage compartment on facia top with lift-up lid	■	■	■	■	■	■
Sunblinds – Second and third row (second row only on L1)	□	□	■	■	■	■
Audio and Communication Systems						
Radio with DAB/AM/FM, SYNC with Bluetooth®, 4.2" TFT display, remote audio controls, integrated control panel, USB connectivity port with iPod® functionality, includes ten speakers MUST BE SELECTED AS A MANDATORY OPTION ON SHUTTLE BUS UNLESS ICE PACK 23, 24 OR 25 IS SELECTED (ICE Pack19)	□					
Radio with DAB/AM/FM, SYNC (includes Emergency Assistance*) with Bluetooth®, Voice Control, Applink, audible text messaging and privacy mode, 8" touchscreen display, integrated control panel, USB connectivity port with iPod® functionality, remote audio controls, includes ten speakers MUST BE SELECTED AS A MANDATORY OPTION ON ZETEC SERIES UNLESS ICE PACK 24 OR 25 IS SELECTED (ICE Pack 23)		□	■	■		■
Radio with DAB/AM/FM, navigation system, SYNC (includes Emergency Assistance*) with Bluetooth®, Voice Control System, Applink, audible text messaging and privacy mode, 8" touchscreen display, extended integrated control panel, USB connectivity port with iPod® functionality, remote audio controls, includes ten speakers (ICE Pack 24)	□	□	□	□	■	□
AM/FM Radio with DAB, embedded navigation, Intelligent Adaptive Cruise Control, Ford SYNC 3 (includes Emergency Assistance*) with Bluetooth®, Voice Control System, Applink, audible text messaging and privacy mode, 8" touchscreen display, extended integrated control panel, FordPass Connect modem, two USB connectivity ports with iPod® functionality, remote audio controls, includes ten speakers (ICE Pack 25)	□	□	□	□	□	□
Climate Control						
Air conditioning – Front		■	■	■	■	■
Air conditioning – Front and Rear	□	□	■	■	■	■
Heater – Rear	□	□				
Heater – Positive Temperature Co-efficient (PTC)	■	■	■	■	■	■
Interior Lighting						
Courtesy lights – Header-mounted, front with map reading lights and theatre dimming	■	■	■	■	■	■
Courtesy lights – Footwell illumination (side load door only)	■	■	■	■	■	■
Courtesy lights – Rear seat courtesy lights with theatre dimming	■	■	■	■	■	■
Loadspace compartment lights	■	■	■	■	■	■

Comfort and convenience

	Shuttle Bus	Zetec	Titanium	Active	Titanium X	Sport
Seating						
Driver's seat – 10-way heated (fore/aft, recline, height, tilt, and lumbar) with armrest	■	■	■	■		
Driver's seat – Power 10-way heated (fore/aft, recline, height, tilt, and lumbar) with armrest			□	□	■	■
Front passenger's seat – Single, 10-way heated (fore/aft, recline, height, tilt, and lumbar) with armrest	■	■	■	■	■	■
Front passenger's seat – Dual, fixed and heated with tray table (not available on Shuttle Bus and RAS,LWB with 17" alloys when a spare wheel is necessary and with 17" alloys if Roof Rack or Automatic transmission specified)		□	□	□		
Rear seats – Second row, triple single seats, foldable and detachable		■	■	■	■	■
Rear seats – Second row, dual seat	■					
Rear seats – Third row, triple wide seats (2+1), foldable and detachable		■				
Rear seats – Third row, triple single seats, foldable and detachable			■	■	■	■
Rear seats – Third row, double seat	■					
Rear seats – Fourth row narrow triple seats	■					
Rear seats – Recline and second row armrests		■	■	■	■	■

Standard ■

Option at extra cost □

Part of an option pack at extra cost ◻

Note: The Bluetooth® Wordmark and logos are owned by the Bluetooth SIG, Inc. and any use of such marks by Ford Motor Company Limited is under licence. Other trademarks and trade names are those of their respective owners.
 *Ford Emergency Assistance is an innovative SYNC feature that uses a Bluetooth®-paired and connected mobile phone to help vehicle occupants initiate a direct call to the local Communications Centre, following a vehicle crash event involving an airbag deployment or fuel pump shut off. The feature operates in more than 40 European countries and regions.

Comfort and convenience

	Shuttle Bus	Zetec	Titanium	Active	Titanium X	Sport
Instruments and Controls						
Steering column – Rake and reach-adjustable	■	■	■	■	■	■
Door mirrors – Blind spot eliminator and integrated side indicator	■	■	■	■	■	■
Door mirrors – Automatic power-foldable, electrically-operated and heated	■	■	■	■	■	■
Door mirrors – Black caps	■					
Door mirrors – Body colour caps		■	■	■	■	■
Wipers – Front, variable/intermittent with electric wash	■					
Wipers – Automatic with rain sensor (includes automatic headlights)	▣	■	■	■	■	■
Steering wheel – 4-spoke, leather-trimmed	■	■	■	■	■	■
Gearshift knob – Moulded	■					
Gearshift knob – Leather-trimmed		■	■	■	■	■
Sunvisor – Driver and passenger, illuminated	■	■	■	■	■	■
Windows – Electrically-operated front with one-touch lowering on driver's side	■	■	■	■	■	■
Technology						
Ford Easy Fuel capless refuelling system with misfuel inhibit	■	■	■	■	■	■
Windscreen – Quickclear heated	▣	■	■	■	■	■

Safety and security

	Shuttle Bus	Zetec	Titanium	Active	Titanium X	Sport
Safety						
Anti-lock braking system (ABS) with electronic brake-force distribution (EBD) ¹⁾	■	■	■	■	■	■
Airbag – Driver's ¹⁾	■	■	■	■	■	■
Airbag – Front passenger's ^{•1)} (includes passenger's airbag deactivation switch)	■	■	■	■	■	■
Airbag – Front side and curtain airbags ¹⁾	■	■	■	■	■	■
Seat belts – 3-point diagonal inertia reel (all seats) ¹⁾	■	■	■	■	■	■
ISOFIX child seat – 3 attachments – Centre (2nd and 3rd row) and driver's side (2nd row) seats ¹⁾	■					
ISOFIX child seat – 4 attachments – Centre (3rd row), driver's and passenger's side (2nd row) and passenger's side (3rd row)		■				
ISOFIX child seat – 4 attachments – driver's and passenger's side (2nd and 3rd row)			■	■	■	■
First aid kit	□	□	□	□	□	□
Security						
Alarm – Perimeter	□	□	■	■	■	■
Immobiliser – Passive Anti-Theft System (PATS) (insurance-approved Category 2 immobiliser)	■	■	■	■	■	■
Locks – Power central locking	□	□	□	□	□	□
Locks – Power door deadlocks, shielded with strengthened mountings	■	■	■	■	■	■
Locks – Remote control central locking with one key fob	■					
Locks – Remote control central locking with 2 key fobs		■	■	■	■	■
Locks – Fleet key	□	□	□	□	□	□
Locks – Configurable 2-stage unlocking*	■	■	■	■	■	■
Locks – Auto relocking, doors relock after 45 seconds if no door is opened	■	■	■	■	■	■
Locks – Audio mis-lock feedback, audible signal if a door is ajar when locking activated	■	■	■	■	■	■
Locks – Auto locking on drive-away, doors automatically lock at 5 mph	□	□	□	□	□	□

- Standard ■
- Option at extra cost □
- Part of an option pack at extra cost ▣

*For details of the configurations available, please consult your Ford Dealer. **Please note:** Configurable locking must be defined at the time of order, it cannot be ordered as a Dealer-fitted option or accessory. ***Note: A rear-facing child seat should never be placed in the front passenger seat when the Ford vehicle is equipped with an operational front passenger's airbag.** ¹⁾Safety feature, ²⁾Driver assistance feature.

Safety and security

	Shuttle Bus	Zetec	Titanium	Active	Titanium X	Sport
Brakes						
Dual-circuit, with self-adjusting servo-assistance and ABS – Front and rear discs	■	■	■	■	■	■
Electronic Stability Control (ESC) ¹⁾	■	■	■	■	■	■
Hill Start Assist (HSA) ²⁾	■	■	■	■	■	■
Emergency Brake Assist (EBA) ¹⁾	■	■	■	■	■	■
Emergency Brake Warning ¹⁾	■	■	■	■	■	■

Utility

	Shuttle Bus	Zetec	Titanium	Active	Titanium X	Sport
Body						
Doors – Driver's and passenger's side sliding glazed doors	■	■	■	■	■	■
Doors – Glazed rear liftgate with wash/wipe	■	■	■	■	■	■
Running boards – Door length (covering sliding door opening)	■	■	■	■	■	■
Extended length running boards				■		
Side windows – Second row, flip-open	■	■	■	■	■	■
Side windows – Second row, fixed	□	□	□	□	□	□
Side windows – Third row, fixed	■	■	■	■	■	■
Rear window – Heated	■	■	■	■	■	■
Carpet and Trim						
Floor covering – Rubber	■					
Floor covering – Carpet		■	■	■	■	■
Assist handle – Located on B-pillar	■	■	■	■	■	■

Utility

	Shuttle Bus	Zetec	Titanium	Active	Titanium X	Sport
Certification						
Vehicle Identification Number – Visible	■	■	■	■	■	■
Electrical						
Battery – Cold start (-20°C)	■	■	■	■	■	■
Battery – Twin High Performance deep-cycle AGM batteries (2 x 80 Ah capacity, 800 CCA batteries)	□	□	□	□	□	□
Alternator – Extra heavy-duty (240 Amp)	■	■	■	■	■	■
Power point socket – 12 V (located on instrument panel and in stowage bin)	■	■	■	■	■	■
Power point socket – 12 V (located in rear)	■	■	■	■	■	■
Power point – 150 Watt (230 volt) power converter	□	□	□	□	□	□
Exterior Functional						
Roof rack – Integrated and stowable (not available with rear air suspension) (On Sport available as an option from early 2020)		□	□		□	□
Silver roof rack				■		
Mudflaps – Front	■	■	■	■	■	■
Mudflaps – Rear	□	□	■	■	■	■
Tow bar with Trailer Sway Control with 13-pin electrics (tachograph may be required) (not available on Sport when automatic transmission is specified)	□	□	□	□	□	□
Loadspace Compartment						
DIN 75410 compliant tie-down loops (2 in L1 models, 4 in L2 models)	■	■	■	■	■	■

- Standard ■
- Option at extra cost □
- Part of an option pack at extra cost ◻

